


Bryan "Flexible Water Tube" CL Series Hot Water Heating

750,000 to 3,000,000 BTUH
Forced Draft Gas, Oil or Dual Fuel Fired



B BRYAN BOILERS

Originators of the "Flexible Water Tube" design





High Efficiency hot water heat for commercial industrial applications

Bryan flexible water tube hot water heating boilers are ideal for commercial industrial applications. The bent water tube design provides extremely fast internal circulation for maximum heat transfer and operating efficiency. The water tube design, with large downcomer legs, affords adequate circulation internally without external pumping, eliminates all possible damage due to thermal shock, even in high temperature systems with maximum temperature drops.



Featuring Bryan's exclusive "Flexible Water Tube" design

Bryan CL Series Hot Water Heating Boiler Specifications

Boiler Model Number	Firing Rate		Gross Output		Net Load Recommendation (EDR)		Approximate Shipping Weight
	BTU's per Hour	Oil Gallons per Hour	BTU's per Hour	Boiler Horsepower	BTU's per Hour	Hot Water Radiation (sq ft)	
CL-75	750,000	5.3	600,000	18	522,000	3,480	1,830
CL-90	900,000	6.4	720,000	21	626,000	4,180	2,150
CL-120	1,200,000	8.6	960,000	29	835,000	5,560	2,400
CL150	1,500,000	10.7	1,200,000	36	1,042,000	6,870	2,700
CL-180	1,800,000	12.9	1,440,000	43	1,250,000	8,350	3,000
CL-210	2,100,000	15.0	1,680,000	50	1,460,000	9,750	3,400
CL-240	2,400,000	17.1	1,920,000	57	1,670,000	11,120	3,600
CL-270	2,700,000	19.3	2,160,000	64	1,880,000	12,500	3,900
CL-300	3,000,000	21.4	2,400,000	72	2,087,000	13,920	4,200

Extra Value

20 year warranty


Because of the proven effectiveness of the flexible water tube design in eliminating thermal shock damage, every Bryan Flexible Water Tube Boiler is warranted for 20 years, non-prorated, against pressure vessel damage due to thermal shock.

Compact design equips minimum floor space


Due to the flexible water tube design, floor space requirements are minimized, while heating surface area per boiler HP is exceptionally high. The CL Series requires only 24" clearance for servicing the water tubes, only on one side of the boiler. Dramatically reduced space requirements in a boiler room mean considerable savings in building costs.

Knockdown™ Boilers for Replacement Installations

CL Series Forced Draft Water Boilers are available as knockdown models which are available as knockdown models which are shipped in sections, partially disassembled to pass through standard door size openings, and assembled at final location. There is no need to knock out walls, and assembly does not require expensive certified welding.



Look at these unique features of the Bryan CL Series



- A. Heavy steel boiler frame, built and stamped in accordance with the A.S.M.E. Boiler Code. Standard construction for hot water operating pressures to 60 psi. Also available for higher operating pressures.
- B. Water leg downcomers insure rapid internal circulation and temperature equalization.
- C. Bryan bent water tubes, flexible, easily replaceable, requiring no welding or rolling.
- D. Access panels. Interior of boiler easily accessible for service and inspection.
- E. Boiler tube access panel bolted tightly and baled to boiler frame. Constructed of high-temperature insulation board and steel frame-work. Tubes installed from one side.
- F. Boiler frame insulated with 1½" thick insulating refractory.
- G. Boiler jacket of heavy gauge zinc-coated steel, with rust resistant primer attractive enamel.
- H. Flange mounted, gun type burner with flame retention head. Forced draft. Oil, gas, or dual fuel (gas and oil).
- J. Lightweight, high-temperature insulating firebrick combustion chamber insulated from floor.
- K. All controls installed and wired.

Bryan Boilers are designed and built to the requirements of the appropriate A.S.M.E. Boiler Code. Not approved for installation on combustible floor.

Bryan CL Series Boilers Standard and Optional Equipment

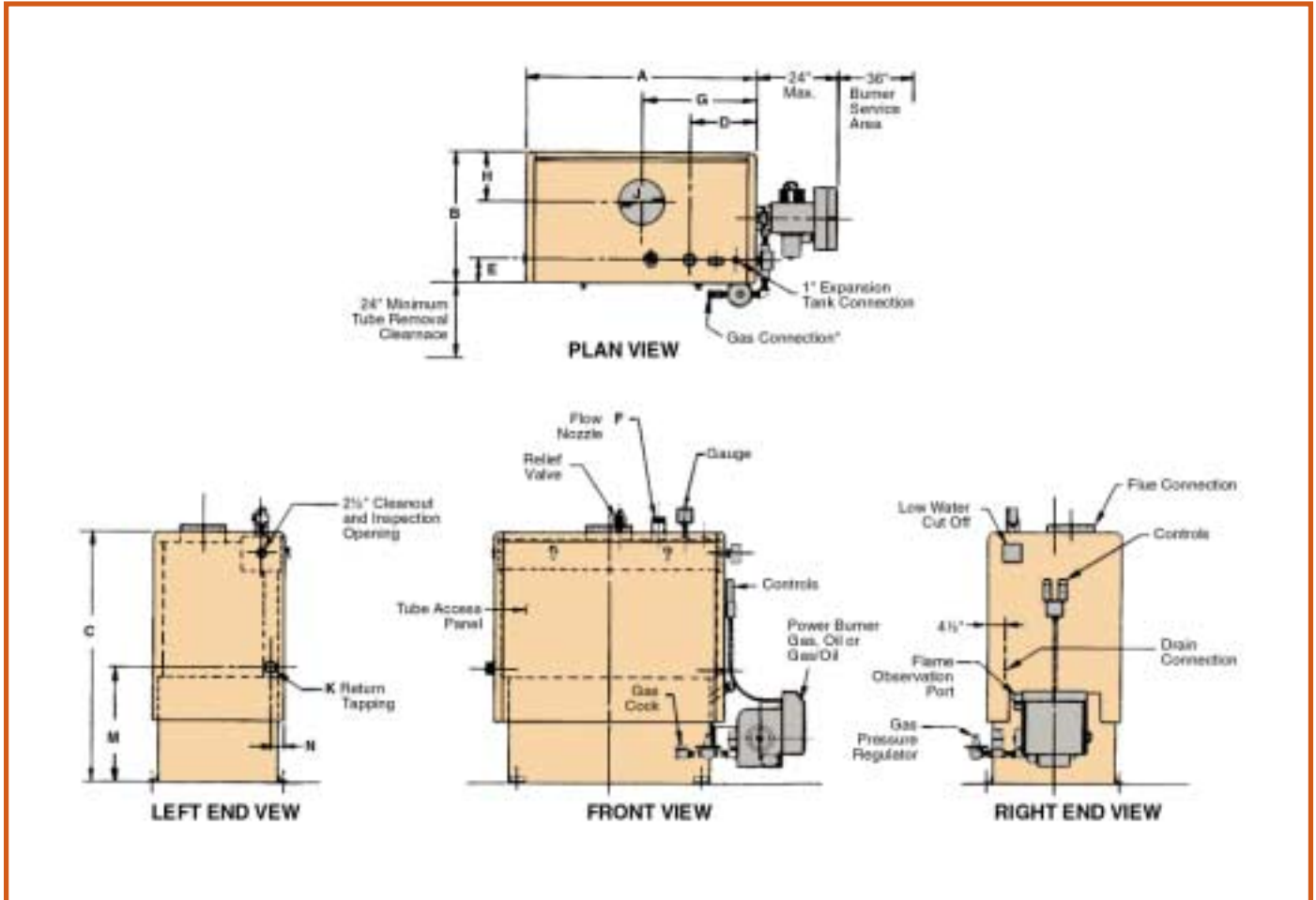
STANDARD EQUIPMENT FURNISHED

- Forced draft design
- Combination thermometer and altitude gauge
- A.S.M.E. rated relief valve
- Combustion safety control
- High limit control
- Low water cut-off
- Built-in combustion chamber
- Flange-mounted burner
- Delay oil valve
- Water temperature control (standard is 240% maximum)
- Heavy gauge jacket with 1½" insulation
- All controls mounted and wired

OPTIONAL EQUIPMENT, EXTRA COST

- 1] Combination water feeder and low water cut-off.
- 2] Electronic combustion safety control (standard with gas or dual fuel).
- 3] Induced draft fan.
- 4] Boiler construction and controls for pressures exceeding 60 psi.
- 5] Heat exchanger coils for domestic water or other purposes. For storage tank or tankless applications.

Bryan CL Series Gas, Oil, or Dual Fuel Fired Flexible Tube Boilers



DIMENSIONS—in Inches

Boiler Model	A	B	C	D	E	F	G	H	J	K	M	N
	Length over Jacket	Width over Jacket	Height over Jacket	Location of Flow Nozzle or Tapping		Flow Nozzle or Tapping NPT	Location of Flue Connection		Flue Diameter Forced Draft	Return Tapping NPT	Location of Return Tapping	
CL-75	36 1/4	34 1/2	66 1/2	17	6 1/4	3	18 1/8	16	8	3	30 1/4	4 1/2
CL-90	41 1/2	34 1/2	66 1/2	17	6 1/4	3	20 3/4	15	10	3	30 1/4	4 1/2
CL-120	50 3/4	34 1/2	66 1/2	17	6 1/4	3	25 3/8	14	10	3	30 1/4	4 1/2
CL-150	59 3/4	34 1/2	66 1/2	17	6 1/4	3	29 7/8	13	12	3	30 1/4	4 1/2
CL-180	69	34 1/2	66 1/2	17	6 1/4	3	34 1/2	12	14	3	30 1/4	4 1/2
CL-210	78 1/4	34 1/2	66 1/2	17	6 1/4	3	39 1/8	12	14	3	30 1/4	4 1/2
CL-240	87 1/2	34 1/2	66 1/2	17	6 1/4	3	43 3/4	11	16	3	30 1/4	4 1/2
CL-270	96 3/4	34 1/2	66 1/2	17	6 1/4	3	48 3/8	11	16	3	30 1/4	4 1/2
CL-300	106	34 1/2	66 1/2	17	6 1/4	3	53	11	16	3	30 1/4	4 1/2

Dimensions and specifications are subject to change without notice. Consult factory for certified dimensions.



Bryan Steam Corporation — Since 1916

P.O. Box 27, Peru, Indiana 46970-0027 U.S.A.

Phone: 765-473-6651 • Internet: www.bryanboilers.com

Fax: 765-473-3074 • E-mail: bryanboilers@quest.net